

Joining the new HHC Groups

To be part of the new HHC network group, you will need to set up a free Google Account. This account is, in its most basic form just your existing email address and a password. You can of course set up a Gmail account and then use that.

Setting up a google account

Account creation page:

<https://www.google.com/accounts/NewAccount>

1. Enter your email address and create a password
2. Add your DoB or make one up



Create an Account

If you already have a Google Account, you can [sign in here](#).

Required information for Google account

Your current email address:
e.g. myname@example.com. This will be used to sign-in to your account.

Choose a password: [Password strength:](#) _____
Minimum of 8 characters in length.



Re-enter password:

Stay signed in

Enable Web History [Learn More](#)

Location:

Birthday:
MM/DD/YYYY (e.g. "1/24/2011")

Word Verification: Type the characters you see in the picture below.

 
Letters are not case-sensitive

Terms of Service: Please check the Google Account information you've entered above (feel free to change anything you like), and review the Terms of Service below.
[Printable Version](#)

Google Terms of Service

Welcome to Google!

1. Your relationship with Google

By clicking on 'I accept' below you are agreeing to the [Terms of Service](#) above and the [Privacy Policy](#).

3. Fill in the rest and click the "Accept" button.

4. The confirmation page includes a link to create a Gmail email account if you want one.

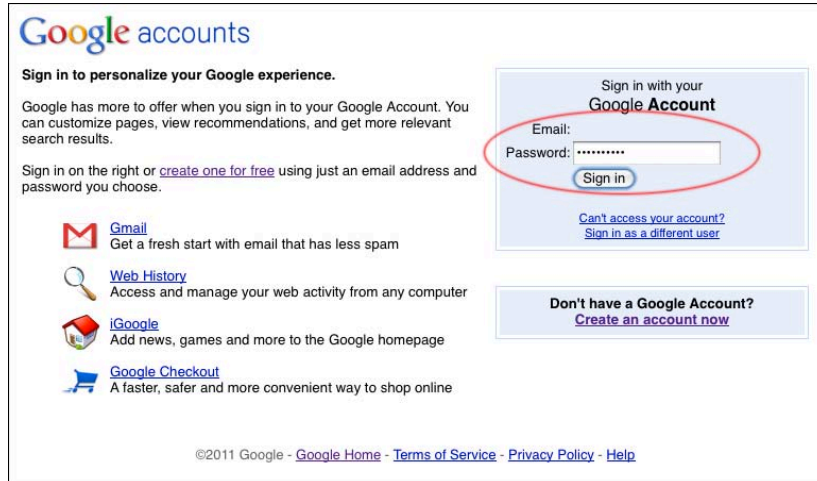
Google Account Confirmation

1. Check your existing email account for an email from Google. It has a link to confirm the account set up.

Logging into your Google account

5. After confirming you can login to your account:

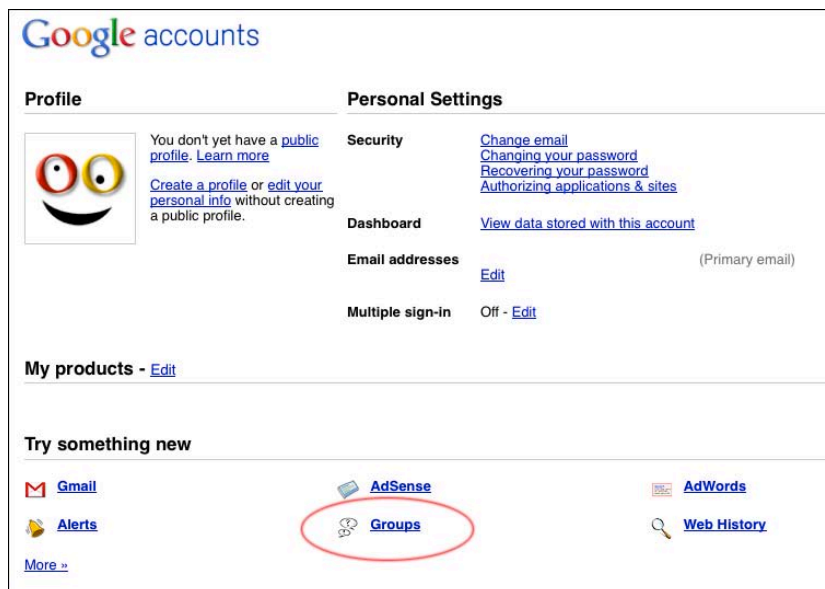
<https://www.google.com/accounts/Login>



The screenshot shows the Google Accounts login page. On the left, there is a 'Sign in to personalize your Google experience.' section with text explaining the benefits of signing in and a list of services: Gmail, Web History, iGoogle, and Google Checkout. On the right, there is a 'Sign in with your Google Account' box containing an 'Email:' field, a 'Password:' field, and a 'Sign in' button. A red oval highlights the 'Sign in' button. Below the login box, there is a link for 'Can't access your account?' and a link for 'Sign in as a different user'. At the bottom right, there is a box for 'Don't have a Google Account?' with a 'Create an account now' link. The footer contains copyright information and links to Google Home, Terms of Service, Privacy Policy, and Help.

Your Google Account – Joining the HHC Groups

After login you will see your account features. Click on Groups

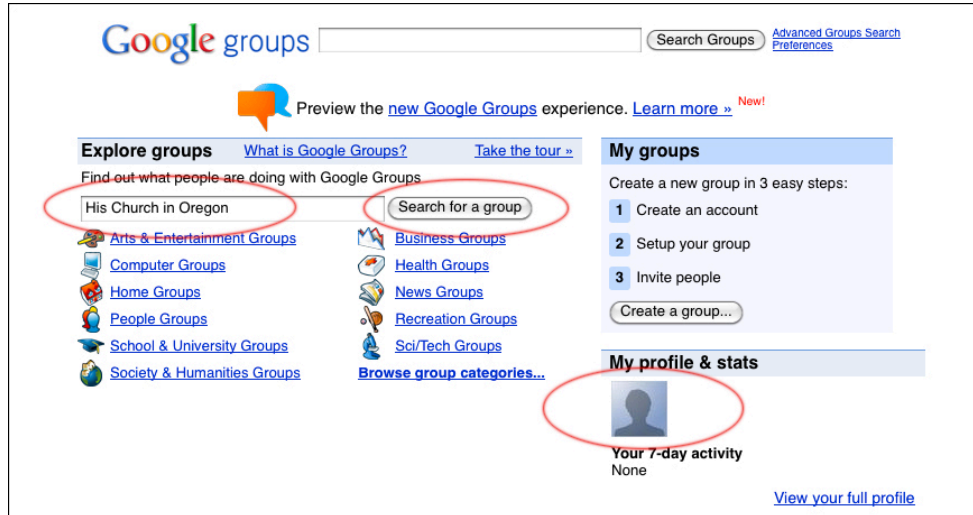


The screenshot shows the Google Accounts profile page. The top left features the 'Google accounts' logo. Below it, there is a 'Profile' section with a placeholder for a profile picture and text indicating that a public profile has not been created. To the right, there is a 'Personal Settings' section with links for 'Security', 'Dashboard', 'Email addresses', and 'Multiple sign-in'. Below these sections, there is a 'My products' section with a link to 'Edit'. At the bottom, there is a 'Try something new' section with links to 'Gmail', 'Alerts', 'AdSense', 'Groups', 'AdWords', and 'Web History'. A red oval highlights the 'Groups' link.

Finding the His Holy Church Group you want to join

The more specific you are in your search term the easier it will be to find the group you want.

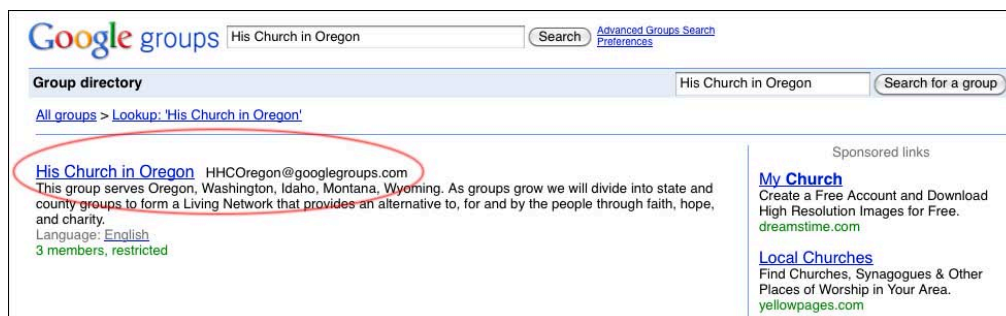
1. If you are a contact minister, you should add an “Avatar”, a photo of yourself. Preferably not one that looks like it was taken at the police station - A good photo, remember this is how people will see you. It’s not necessary for everyone to add a photo, but nice that people can put a face to a name.



All HHC groups will start with “His Church in” and then the state or country/region. In this example we will use Oregon.

2. Enter “His Church in Oregon” in the *Search for a Group* box and click the button.

The page that comes up should only have the group you are looking for. If more are there scroll down the page and look for it.



3. Click on the link of the group and the Oregon group page will come up.

Apply to Join Group

You will need to apply for membership of the Group to be let on.

Google groups

His Church in Oregon

You cannot view the group's content or participate in the group because you are not currently a member. Members must be approved before joining.

Description: This group serves Oregon, Washington, Idaho, Montana, Wyoming. As groups grow we will divide into state and county groups to form a Living Network that provides an alternative to, for and by the people through faith, hope, and charity.

You must be a member of this group to read its archive.

Apply for membership or [contact the owner.](#)

Home
Discussions
Pages
Files

About this group
[Apply for group membership](#)

View this group in the [new Google Groups](#)

Reading posts from the group – email or web

There are several ways in which you can read what is going on in the group. Reading the posts online, receiving all posts or just a summary of the days emails etc.

Google groups

His Church in Oregon

Join

How do you want to read this group?

- No Email
I will read this group on the web
- Abridged Email (No more than 1 email per day)
Get a summary of new activity each day
- Digest Email (Approximately 1 email per day)
Get up to 25 full new messages bundled into a single email
- Email (Approximately 1 email per day)
Send each message to me as it arrives

What nickname do you want people in this group to see?

You can send additional information to the manager by filling in the text box below.

[Get email alerts of messages containing specific keywords.](#)

About this group
members can post, people can request an invitation to join, only members can read

Description: This group serves Oregon, Washington, Idaho, Montana, Wyoming. As groups grow we will divide into state and county groups to form a Living Network that provides an alternative to, for and by the people through faith, hope, and charity.

Group email:
HHCOregon@googlegroups.com

Home
Discussions
Pages
Files

About this group
[Apply for group membership](#)

View this group in the [new Google Groups](#)

1. Choose how you would like to read posts.
2. Create a nickname, perhaps a first name is good.
3. Send the group manager a note if you want to.
4. Click the "Apply to this group" button.

The Group Manager will approve and contact you by email and you are done!

Google groups

His Church in Oregon

You cannot view the group's content or participate in the group because you are not currently a member. Members must be approved before joining.

Your subscription to this group is still pending.

Try again later or [contact the owner.](#)

Home
Discussions
Pages
Files

About this group
[Edit my membership - pending](#)

View this group in the [new Google Groups](#)